

## University Centers Student Usage and Priority Survey





Description:

Date Created: 10/25/2012 9:11:38 PM





Date Range: 10/29/2012 6:00:00 AM - 11/23/2012 11:59:00 PM

Total Respondents: 1808




Q1. During the academic year, on average how often do you visit the Price Center?

Count	Percent		
248	13.72%		Less than once a week
580	32.08%		Once or twice a week
550	30.42%		Three to four times a week
430	23.78%		Five or more times a week
1808	Respondents		




Q2. During the academic year, on average how often do you visit the Student Center?

Count	Percent		
1189	65.76%		Less than once a week
432	23.89%		Once or twice a week
127	7.02%		Three to four times a week
60	3.32%		Five or more times a week
1808	Respondents		




Q3. When you visit the Price Center and Student Center how frequently do you: - Buy food or drink

Count	Percent		
1092	60.40%		Frequently
627	34.68%		Occasionally
89	4.92%		Never
1808	Respondents		




Q4. When you visit the Price Center and Student Center how frequently do you: - Visit the bookstore

Count	Percent		
385	21.29%		Frequently
1244	68.81%		Occasionally
179	9.90%		Never
1808	Respondents		




Q5. When you visit the Price Center and Student Center how frequently do you: - Socialize with friends

Count	Percent		
716	39.60%		Frequently
823	45.52%		Occasionally
269	14.88%		Never
1808	Respondents		




Q6. When you visit the Price Center and Student Center how frequently do you: - Study on your own

Count	Percent		
292	16.15%		Frequently
589	32.58%		Occasionally
927	51.27%		Never
1808	Respondents		




## Q7. When you visit the Price Center and Student Center how frequently do you: - Study with a group

Count	Percent		
138	7.63%		Frequently
641	35.45%		Occasionally
1029	56.91%		Never
1808	Respondents		




## Q8. When you visit the Price Center and Student Center how frequently do you: - Access services such as the Post Office, Campus Bike &amp; Skate, Soft Reserves, or UCSD Box Office

Count	Percent		
208	11.50%		Frequently
1026	56.75%		Occasionally
574	31.75%		Never
1808	Respondents		




## Q9. When you visit the Price Center and Student Center how frequently do you: - Visit one of the cooperative stores such as The Food Coop, Groundwork Books, or The General Store

Count	Percent		
244	13.50%		Frequently
752	41.59%		Occasionally
812	44.91%		Never
1808	Respondents		

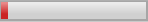

## Q10. When you visit the Price Center and Student Center how frequently do you: - Use an ATM

Count	Percent		
505	27.93%		Frequently
867	47.95%		Occasionally
436	24.12%		Never
1808	Respondents		




## Q11. When you visit the Price Center and Student Center how frequently do you: - Visit one of the departments in the buildings such as the One Stop, Women's Center, Alumni Center, Cross-Cultural Center, The Zone, etc.

Count	Percent		
153	8.46%		Frequently
553	30.59%		Occasionally
1102	60.95%		Never
1808	Respondents		




## Q12. When you visit the Price Center and Student Center how frequently do you: - Come to work or volunteer with one of the departments in the buildings

Count	Percent		
80	4.42%		Frequently
216	11.95%		Occasionally
1512	83.63%		Never
1808	Respondents		




## Q13. When you visit the Price Center and Student Center how frequently do you: - Use one of the computers in the building

Count	Percent		
234	12.94%		Frequently
688	38.05%		Occasionally
886	49.00%		Never
1808	Respondents		




## Q14. When you visit the Price Center and Student Center how frequently do you: - Meet with a professor or teaching assistant

Count	Percent		
44	2.43%		Frequently
399	22.07%		Occasionally
1365	75.50%		Never
1808	Respondents		




## Q15. When you visit the Price Center and Student Center how frequently do you: - Take a nap or rest

Count	Percent		
179	9.90%		Frequently
530	29.31%		Occasionally
1099	60.79%		Never
1808	Respondents		



## Q16. When you visit the Price Center and Student Center how frequently do you: - Meet with your student organization

Count	Percent		
265	14.66%		Frequently
563	31.14%		Occasionally
980	54.20%		Never
1808	Respondents		




## Q17. When you visit the Price Center and Student Center how frequently do you: - Attend an event such as a movie, speaker, or concert

Count	Percent		
146	8.08%		Frequently
874	48.34%		Occasionally
788	43.58%		Never
1808	Respondents		



## Q18. When you visit the Price Center and Student Center how frequently do you: - Attend a show in the Loft or the Pub Stage Room

Count	Percent		
141	7.80%		Frequently
724	40.04%		Occasionally
943	52.16%		Never
1808	Respondents		

## Q19. When you visit the Price Center and Student Center how frequently do you: - Attend a show at The Che Cafe

Count	Percent		
51	2.82%		Frequently
265	14.66%		Occasionally
1492	82.52%		Never
1808	Respondents		

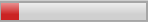



## Q20. When you visit the Price Center and Student Center how frequently do you: - Participate in a class or workshop at the Crafts Center

Count	Percent		
87	4.81%		Frequently
268	14.82%		Occasionally
1453	80.37%		Never
1808	Respondents		





## Q21. What other activities do you engage in the Price Center or Student Center?

Count	Percent		
591	100.00%		
591	Respondents		

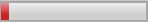


## Q22. To assist the University Centers in determining what services should be retained, reduced significantly or eliminated to balance its budget, please indicate the extent to which the following are a priority to you during the academic year? - Operating the Crafts Center

Count	Percent		
200	12.45%		High priority
327	20.36%		Priority
529	32.94%		Low priority
550	34.25%		Very low priority
1606	Respondents		

## Q23. To assist the University Centers in determining what services should be retained, reduced significantly or eliminated to balance its budget, please indicate the extent to which the following are a priority to you during the academic year? - Operating Commuter Student Services

Count	Percent		
274	17.06%		High priority
539	33.56%		Priority
460	28.64%		Low priority
333	20.73%		Very low priority
1606	Respondents		

## Q24. To assist the University Centers in determining what services should be retained, reduced significantly or eliminated to balance its budget, please indicate the extent to which the following are a priority to you during the academic year? - Operating the Gameroom

Count	Percent		
92	5.73%		High priority
299	18.62%		Priority
630	39.23%		Low priority
585	36.43%		Very low priority
1606	Respondents		

Q25. To assist the University Centers in determining what services should be retained, reduced significantly or eliminated to balance its budget, please indicate the extent to which the following are a priority to you during the academic year? - Operating the Che Facility

Count	Percent		
91	5.67%		High priority
263	16.38%		Priority
620	38.61%		Low priority
632	39.35%		Very low priority
1606	Respondents		

Q26. To assist the University Centers in determining what services should be retained, reduced significantly or eliminated to balance its budget, please indicate the extent to which the following are a priority to you during the academic year? - Price Center and Student Center open on Saturdays

Count	Percent		
782	48.69%		High priority
513	31.94%		Priority
193	12.02%		Low priority
118	7.35%		Very low priority
1606	Respondents		

Q27. To assist the University Centers in determining what services should be retained, reduced significantly or eliminated to balance its budget, please indicate the extent to which the following are a priority to you during the academic year? - Price Center and Student Center open on Sundays

Count	Percent		
717	44.65%		High priority
482	30.01%		Priority
248	15.44%		Low priority
159	9.90%		Very low priority
1606	Respondents		

Q28. To assist the University Centers in determining what services should be retained, reduced significantly or eliminated to balance its budget, please indicate the extent to which the following are a priority to you during the academic year? - Access to Price Center/Student Center before 8 a.m. during week days

Count	Percent		
416	25.90%		High priority
397	24.72%		Priority
501	31.20%		Low priority
292	18.18%		Very low priority
1606	Respondents		

Q29. To assist the University Centers in determining what services should be retained, reduced significantly or eliminated to balance its budget, please indicate the extent to which the following are a priority to you during the academic year? - Access to Price Center/Student Center before 10 a.m. on weekends

Count	Percent		
406	25.28%		High priority
478	29.76%		Priority
451	28.08%		Low priority
271	16.87%		Very low priority
1606	Respondents		

Q30. To assist the University Centers in determining what services should be retained, reduced significantly or eliminated to balance its budget, please indicate the extent to which the following are a priority to you during the academic year? - Access to food after midnight in the Price Center

Count	Percent		
685	42.65%		High priority
424	26.40%		Priority
284	17.68%		Low priority
213	13.26%		Very low priority
1606	Respondents		

Q31. To assist the University Centers in determining what services should be retained, reduced significantly or eliminated to balance its budget, please indicate the extent to which the following are a priority to you during the academic year? - Computer labs available in the buildings

Count	Percent		
656	40.85%		High priority
511	31.82%		Priority
274	17.06%		Low priority
165	10.27%		Very low priority
1606	Respondents		

Q32. To assist the University Centers in determining what services should be retained, reduced significantly or eliminated to balance its budget, please indicate the extent to which the following are a priority to you during the academic year? - Access to computer labs in the Price Center after midnight

Count	Percent		
513	31.94%		High priority
418	26.03%		Priority
374	23.29%		Low priority
301	18.74%		Very low priority
1606	Respondents		

Q33. To assist the University Centers in determining what services should be retained, reduced significantly or eliminated to balance its budget, please indicate the extent to which the following are a priority to you during the academic year? - Entertainment events held in the Loft, Pub Stage Room, Ballrooms or other venues

Count	Percent		
401	24.97%		High priority
578	35.99%		Priority
446	27.77%		Low priority
181	11.27%		Very low priority
1606	Respondents		

Q34. To assist the University Centers in determining what services should be retained, reduced significantly or eliminated to balance its budget, please indicate the extent to which the following are a priority to you during the academic year? - Educational programs including speakers and lecturers

Count	Percent		
368	22.91%		High priority
719	44.77%		Priority
385	23.97%		Low priority
134	8.34%		Very low priority
1606	Respondents		

Q35. To assist the University Centers in determining what services should be retained, reduced significantly or eliminated to balance its budget, please indicate the extent to which the following are a priority to you during the academic year? - Movies shown in the Price Center Theater

Count	Percent		
243	15.13%		High priority
563	35.06%		Priority
564	35.12%		Low priority
236	14.69%		Very low priority
1606	Respondents		

Q36. To assist the University Centers in determining what services should be retained, reduced significantly or eliminated to balance its budget, please indicate the extent to which the following are a priority to you during the academic year? - Events held on Friday and Saturday night

Count	Percent		
342	21.30%		High priority
635	39.54%		Priority
454	28.27%		Low priority
175	10.90%		Very low priority
1606	Respondents		

Q37. To assist the University Centers in determining what services should be retained, reduced significantly or eliminated to balance its budget, please indicate the extent to which the following are a priority to you during the academic year? - No admission charges for student events

Count	Percent		
916	57.04%		High priority
458	28.52%		Priority
156	9.71%		Low priority
76	4.73%		Very low priority
1606	Respondents		

Q38. To assist the University Centers in determining what services should be retained, reduced significantly or eliminated to balance its budget, please indicate the extent to which the following are a priority to you during the academic year? - No rental fee assessed to student organizations for use of meeting rooms (e.g., Red Shoe Room, Revelle College Room)

Count	Percent		
742	46.20%		High priority
441	27.46%		Priority
288	17.93%		Low priority
135	8.41%		Very low priority
1606	Respondents		

Q39. To assist the University Centers in determining what services should be retained, reduced significantly or eliminated to balance its budget, please indicate the extent to which the following are a priority to you during the academic year? - No rental or set-up fees assessed to student organizations for use of event space (e.g., Ballrooms, Plaza)

Count	Percent		
668	41.59%		High priority
452	28.14%		Priority
341	21.23%		Low priority
145	9.03%		Very low priority
1606	Respondents		

Q40. To assist the University Centers in determining what services should be retained, reduced significantly or eliminated to balance its budget, please indicate the extent to which the following are a priority to you during the academic year? - Access to meeting rooms for student organization meetings occurring after 8 p.m.

Count	Percent		
518	32.25%		High priority
527	32.81%		Priority
401	24.97%		Low priority
160	9.96%		Very low priority
1606	Respondents		

Q41. To assist the University Centers in determining what services should be retained, reduced significantly or eliminated to balance its budget, please indicate the extent to which the following are a priority to you during the academic year? - Cleanliness of facilities including lounges and restrooms

Count	Percent		
1068	66.50%		High priority
438	27.27%		Priority
75	4.67%		Low priority
25	1.56%		Very low priority
1606	Respondents		

Q42. To assist the University Centers in determining what services should be retained, reduced significantly or eliminated to balance its budget, please indicate the extent to which the following are a priority to you during the academic year? - Buildings maintained in good working order (air conditioning, functional elevators, proper lighting, properly functioning toilets and faucets)

Count	Percent		
1122	69.86%		High priority
396	24.66%		Priority
59	3.67%		Low priority
29	1.81%		Very low priority
1606	Respondents		

Q43. To avoid significant cuts in building hours, programs and services in the future, the University Centers has proposed the idea of asking undergraduate and graduate/professional students to vote in spring 2013 to increase the existing University Centers fee effective fall quarter 2013. The current fee is \$76.50 per student per quarter. The fee funds the Price Center, Student Center, Crafts Center and Che Facility, excluding retail tenants and the following campus departments: UCSD Bookstore, Cross-Cultural Center, Alumni Affairs, Women's Center and LGBT Resource Center. Please rank the following four options in descending order from the one you are most willing to support to the one you are least willing to support (1 = most willing to support, 4 = least willing to support). - Option A: A fee increase of \$13 per quarter resulting in a fee of \$89.50 fee which would be increased each year by the Consumer Price Index with a maximum increase of 3% per year: - Maintain current building hours, programs and services- Address the complete backlog of deferred maintenance to the Student Center, CraftsCenter, Price Center West, and Che Facility- Return 29% of the fee increase to UCSD to help meet the financial aid needs of UCSD students- No referendum to increase the University Centers fee would be held for the next five years

Count	Percent		
612	40.50%		1
518	34.28%		2
261	17.27%		3
120	7.94%		4
1511	Respondents		



Q44. To avoid significant cuts in building hours, programs and services in the future, the University Centers has proposed the idea of asking undergraduate and graduate/professional students to vote in spring 2013 to increase the existing University Centers fee effective fall quarter 2013. The current fee is \$76.50 per student per quarter. The fee funds the Price Center, Student Center, Crafts Center and Che Facility, excluding retail tenants and the following campus departments: UCSD Bookstore, Cross-Cultural Center, Alumni Affairs, Women's Center and LGBT Resource Center. Please rank the following four options in descending order from the one you are most willing to support to the one you are least willing to support (1 = most willing to support, 4 = least willing to support). - Option B: A fee increase of \$20 per quarter resulting in a fee of \$96.50 per quarter that would: - Maintain current building hours, programs and services- Address the complete backlog of deferred maintenance to the Student Center, Crafts Center, Price Center, and Che Facility- Return 29% of the fee increase to UCSD to help meet the financial aid needs of UCSD students- No referendum to increase the University Centers fee would be held for the next five years

Count	Percent		
293	19.44%		1
291	19.31%		2
412	27.34%		3
511	33.91%		4
1507	Respondents		



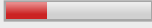



Q45. To avoid significant cuts in building hours, programs and services in the future, the University Centers has proposed the idea of asking undergraduate and graduate/professional students to vote in spring 2013 to increase the existing University Centers fee effective fall quarter 2013. The current fee is \$76.50 per student per quarter. The fee funds the Price Center, Student Center, Crafts Center and Che Facility, excluding retail tenants and the following campus departments: UCSD Bookstore, Cross-Cultural Center, Alumni Affairs, Women's Center and LGBT Resource Center. Please rank the following four options in descending order from the one you are most willing to support to the one you are least willing to support (1 = most willing to support, 4 = least willing to support). - Option C: A fee increase of \$17 per quarter resulting in a fee of \$93.50 per quarter that would: - Maintain current building hours, programs and services - Address some but not all of the backlog of deferred maintenance to the Student Center, Crafts Center, Price Center West, and Che Facility- Return 29% of the fee increase to UCSD to help meet the financial aid needs of UCSD students

Count	Percent		
188	12.51%		1
515	34.26%		2
675	44.91%		3
125	8.32%		4
1503	Respondents		




Q46. To avoid significant cuts in building hours, programs and services in the future, the University Centers has proposed the idea of asking undergraduate and graduate/professional students to vote in spring 2013 to increase the existing University Centers fee effective fall quarter 2013. The current fee is \$76.50 per student per quarter. The fee funds the Price Center, Student Center, Crafts Center and Che Facility, excluding retail tenants and the following campus departments: UCSD Bookstore, Cross-Cultural Center, Alumni Affairs, Women's Center and LGBT Resource Center. Please rank the following four options in descending order from the one you are most willing to support to the one you are least willing to support (1 = most willing to support, 4 = least willing to support). - Option D: No fee increase. Depending on results of this survey, to balance the budget the follow steps will be taken: - Building hours will be reduced- Number of events held in the Price Center and Student Center will be reduced- All event programming in the Loft will be cut- Cuts in services and reduction in hours of services- Computer labs would be closed- Student organizations will be assessed fees for use of event space- Non-retail space in buildings will be converted into retail space- Major repairs and maintenance to facilities will be postponed- Cut all funding to Crafts Center

Count	Percent		
422	27.78%		1
186	12.24%		2
155	10.20%		3
756	49.77%		4
1519	Respondents		











## Q47. If you ranked option D as your first choice, what would you say were the major reasons? (Check all that apply)

Count	Respondent %	Response %		
202	47.87%	24.66%		The options for fee increases listed in the survey are too high
133	31.52%	16.24%		Don't use the University Centers facilities
236	55.92%	28.82%		Can't afford the fee increase
174	41.23%	21.25%		Willing to have facilities hours reduced, facilities closed, and services and programs being cut to avoid a fee increase
41	9.72%	5.01%		Other (please specify)
33	7.82%	4.03%		Not applicable
422	Respondents			
819	Responses			

## Q48. Gender identity:

Count	Percent		
860	55.95%		Female
676	43.98%		Male
1	0.07%		Transgender
1537	Respondents		

## Q49. Race/ethnic identity:

Count	Percent		
445	28.95%		White/Caucasian
15	0.98%		African American/Black
4	0.26%		American Indian/Alaska Native
703	45.74%		Asian American/Asian
13	0.85%		Native Hawaiian/Pacific Islander
111	7.22%		Mexican American/Chicano
5	0.33%		Puerto Rican
23	1.50%		Other Latino
97	6.31%		Multiracial
121	7.87%		Prefer not to state
1537	Respondents		

## Q50. Class standing:

Count	Percent		
292	19.00%		Freshmen
193	12.56%		Sophomore
329	21.41%		Junior
391	25.44%		Senior
332	21.60%		Graduate/professional student
1537	Respondents		



## Q51. What college are you in?

Count	Percent		
193	16.02%		Marshall
203	16.85%		Muir
200	16.60%		Revelle
187	15.52%		Roosevelt
215	17.84%		Sixth
207	17.18%		Warren
1205	Respondents		



## Q52. Are you a transfer student?

Count	Percent		
282	23.40%		Yes
923	76.60%		No
1205	Respondents		

## Q53. Do you live in campus housing or off campus?

Count	Percent		
761	49.51%		Campus housing
776	50.49%		Off-campus housing
1537	Respondents		

## Q54. How close do you live to campus?

Count	Percent		
449	57.94%		0 to 3 miles
326	42.06%		More than 3 miles
775	Respondents		

## Q55. Do you normally vote in student elections?

Count	Percent		
343	22.33%		Always
726	47.27%		Sometimes
467	30.40%		Never
1536	Respondents		

## Q56. Do you hold a part-time job, internship, or volunteer position in the Student Center or Price Center?

Count	Percent		
117	7.62%		Yes
1419	92.38%		No
1536	Respondents		

## Q57. Please answer the following questions: - Are you employed by University Centers?

Count	Percent		
38	32.48%		Yes
79	67.52%		No
117	Respondents		

Q58. Please answer the following questions: - Are you a member of a student organization at UCSD?

Count	Percent		
93	79.49%		Yes
24	20.51%		No
117	Respondents		

Q59. Please answer the following questions: - Are you a member of an intercollegiate athletic team?

Count	Percent		
5	4.27%		Yes
112	95.73%		No
117	Respondents		