





## University Centers Student Usage and Priority Survey





Description:




Date Created: 10/25/2012 9:11:38 PM




Date Range: 10/29/2012 6:00:00 AM - 11/23/2012 11:59:00 PM




Total Respondents: 1808




Q1. During the academic year, on average how often do you visit the Price Center?			
Count	Percent		
120	9.96%		Less than once a week
369	30.62%		Once or twice a week
394	32.70%		Three to four times a week
322	26.72%		Five or more times a week
1205	Respondents		

Q2. During the academic year, on average how often do you visit the Student Center?			
Count	Percent		
778	64.56%		Less than once a week
291	24.15%		Once or twice a week
90	7.47%		Three to four times a week
46	3.82%		Five or more times a week
1205	Respondents		




Q3. When you visit the Price Center and Student Center how frequently do you: - Buy food or drink			
Count	Percent		
718	59.59%		Frequently
430	35.68%		Occasionally
57	4.73%		Never
1205	Respondents		

Q4. When you visit the Price Center and Student Center how frequently do you: - Visit the bookstore			
Count	Percent		
263	21.83%		Frequently
842	69.88%		Occasionally
100	8.30%		Never
1205	Respondents		




Q5. When you visit the Price Center and Student Center how frequently do you: - Socialize with friends			
Count	Percent		
533	44.23%		Frequently
521	43.24%		Occasionally
151	12.53%		Never
1205	Respondents		

Q6. When you visit the Price Center and Student Center how frequently do you: - Study on your own			
Count	Percent		
229	19.00%		Frequently
412	34.19%		Occasionally
564	46.80%		Never
1205	Respondents		




## Q7. When you visit the Price Center and Student Center how frequently do you: - Study with a group

Count	Percent		
110	9.13%		Frequently
479	39.75%		Occasionally
616	51.12%		Never
1205	Respondents		

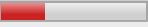


## Q8. When you visit the Price Center and Student Center how frequently do you: - Access services such as the Post Office, Campus Bike &amp; Skate, Soft Reserves, or UCSD Box Office

Count	Percent		
137	11.37%		Frequently
682	56.60%		Occasionally
386	32.03%		Never
1205	Respondents		




## Q9. When you visit the Price Center and Student Center how frequently do you: - Visit one of the cooperative stores such as The Food Coop, Groundwork Books, or The General Store

Count	Percent		
164	13.61%		Frequently
495	41.08%		Occasionally
546	45.31%		Never
1205	Respondents		




## Q10. When you visit the Price Center and Student Center how frequently do you: - Use an ATM

Count	Percent		
370	30.71%		Frequently
560	46.47%		Occasionally
275	22.82%		Never
1205	Respondents		




## Q11. When you visit the Price Center and Student Center how frequently do you: - Visit one of the departments in the buildings such as the One Stop, Women's Center, Alumni Center, Cross-Cultural Center, The Zone, etc.

Count	Percent		
104	8.63%		Frequently
384	31.87%		Occasionally
717	59.50%		Never
1205	Respondents		




## Q12. When you visit the Price Center and Student Center how frequently do you: - Come to work or volunteer with one of the departments in the buildings

Count	Percent		
63	5.23%		Frequently
150	12.45%		Occasionally
992	82.32%		Never
1205	Respondents		




## Q13. When you visit the Price Center and Student Center how frequently do you: - Use one of the computers in the building

Count	Percent		
194	16.10%		Frequently
482	40.00%		Occasionally
529	43.90%		Never
1205	Respondents		




## Q14. When you visit the Price Center and Student Center how frequently do you: - Meet with a professor or teaching assistant

Count	Percent		
32	2.66%		Frequently
277	22.99%		Occasionally
896	74.36%		Never
1205	Respondents		




## Q15. When you visit the Price Center and Student Center how frequently do you: - Take a nap or rest

Count	Percent		
139	11.54%		Frequently
376	31.20%		Occasionally
690	57.26%		Never
1205	Respondents		




## Q16. When you visit the Price Center and Student Center how frequently do you: - Meet with your student organization

Count	Percent		
209	17.34%		Frequently
412	34.19%		Occasionally
584	48.46%		Never
1205	Respondents		




## Q17. When you visit the Price Center and Student Center how frequently do you: - Attend an event such as a movie, speaker, or concert

Count	Percent		
102	8.46%		Frequently
590	48.96%		Occasionally
513	42.57%		Never
1205	Respondents		




## Q18. When you visit the Price Center and Student Center how frequently do you: - Attend a show in the Loft or the Pub Stage Room

Count	Percent		
101	8.38%		Frequently
454	37.68%		Occasionally
650	53.94%		Never
1205	Respondents		

## Q19. When you visit the Price Center and Student Center how frequently do you: - Attend a show at The Che Cafe

Count	Percent		
34	2.82%		Frequently
161	13.36%		Occasionally
1010	83.82%		Never
1205	Respondents		

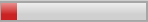



## Q20. When you visit the Price Center and Student Center how frequently do you: - Participate in a class or workshop at the Crafts Center

Count	Percent		
52	4.32%		Frequently
166	13.78%		Occasionally
987	81.91%		Never
1205	Respondents		





## Q21. What other activities do you engage in the Price Center or Student Center?

Count	Percent		
417	100.00%		
417	Respondents		





## Q22. To assist the University Centers in determining what services should be retained, reduced significantly or eliminated to balance its budget, please indicate the extent to which the following are a priority to you during the academic year? - Operating the Crafts Center

Count	Percent		
129	10.71%		High priority
242	20.08%		Priority
421	34.94%		Low priority
413	34.27%		Very low priority
1205	Respondents		

## Q23. To assist the University Centers in determining what services should be retained, reduced significantly or eliminated to balance its budget, please indicate the extent to which the following are a priority to you during the academic year? - Operating Commuter Student Services

Count	Percent		
208	17.26%		High priority
411	34.11%		Priority
344	28.55%		Low priority
242	20.08%		Very low priority
1205	Respondents		

## Q24. To assist the University Centers in determining what services should be retained, reduced significantly or eliminated to balance its budget, please indicate the extent to which the following are a priority to you during the academic year? - Operating the Gameroom

Count	Percent		
71	5.89%		High priority
229	19.00%		Priority
499	41.41%		Low priority
406	33.69%		Very low priority
1205	Respondents		

Q25. To assist the University Centers in determining what services should be retained, reduced significantly or eliminated to balance its budget, please indicate the extent to which the following are a priority to you during the academic year? - Operating the Che Facility

Count	Percent		
64	5.31%		High priority
198	16.43%		Priority
481	39.92%		Low priority
462	38.34%		Very low priority
1205	Respondents		

Q26. To assist the University Centers in determining what services should be retained, reduced significantly or eliminated to balance its budget, please indicate the extent to which the following are a priority to you during the academic year? - Price Center and Student Center open on Saturdays

Count	Percent		
641	53.20%		High priority
380	31.54%		Priority
115	9.54%		Low priority
69	5.73%		Very low priority
1205	Respondents		

Q27. To assist the University Centers in determining what services should be retained, reduced significantly or eliminated to balance its budget, please indicate the extent to which the following are a priority to you during the academic year? - Price Center and Student Center open on Sundays

Count	Percent		
596	49.46%		High priority
366	30.37%		Priority
153	12.70%		Low priority
90	7.47%		Very low priority
1205	Respondents		

Q28. To assist the University Centers in determining what services should be retained, reduced significantly or eliminated to balance its budget, please indicate the extent to which the following are a priority to you during the academic year? - Access to Price Center/Student Center before 8 a.m. during week days

Count	Percent		
350	29.05%		High priority
314	26.06%		Priority
361	29.96%		Low priority
180	14.94%		Very low priority
1205	Respondents		

Q29. To assist the University Centers in determining what services should be retained, reduced significantly or eliminated to balance its budget, please indicate the extent to which the following are a priority to you during the academic year? - Access to Price Center/Student Center before 10 a.m. on weekends

Count	Percent		
343	28.46%		High priority
373	30.95%		Priority
334	27.72%		Low priority
155	12.86%		Very low priority
1205	Respondents		

Q30. To assist the University Centers in determining what services should be retained, reduced significantly or eliminated to balance its budget, please indicate the extent to which the following are a priority to you during the academic year? - Access to food after midnight in the Price Center

Count	Percent		
588	48.80%		High priority
319	26.47%		Priority
189	15.68%		Low priority
109	9.05%		Very low priority
1205	Respondents		

Q31. To assist the University Centers in determining what services should be retained, reduced significantly or eliminated to balance its budget, please indicate the extent to which the following are a priority to you during the academic year? - Computer labs available in the buildings

Count	Percent		
550	45.64%		High priority
397	32.95%		Priority
172	14.27%		Low priority
86	7.14%		Very low priority
1205	Respondents		

Q32. To assist the University Centers in determining what services should be retained, reduced significantly or eliminated to balance its budget, please indicate the extent to which the following are a priority to you during the academic year? - Access to computer labs in the Price Center after midnight

Count	Percent		
439	36.43%		High priority
336	27.88%		Priority
266	22.07%		Low priority
164	13.61%		Very low priority
1205	Respondents		

Q33. To assist the University Centers in determining what services should be retained, reduced significantly or eliminated to balance its budget, please indicate the extent to which the following are a priority to you during the academic year? - Entertainment events held in the Loft, Pub Stage Room, Ballrooms or other venues

Count	Percent		
300	24.90%		High priority
448	37.18%		Priority
330	27.39%		Low priority
127	10.54%		Very low priority
1205	Respondents		

Q34. To assist the University Centers in determining what services should be retained, reduced significantly or eliminated to balance its budget, please indicate the extent to which the following are a priority to you during the academic year? - Educational programs including speakers and lecturers

Count	Percent		
270	22.41%		High priority
543	45.06%		Priority
294	24.40%		Low priority
98	8.13%		Very low priority
1205	Respondents		

Q35. To assist the University Centers in determining what services should be retained, reduced significantly or eliminated to balance its budget, please indicate the extent to which the following are a priority to you during the academic year? - Movies shown in the Price Center Theater

Count	Percent		
191	15.85%		High priority
437	36.27%		Priority
416	34.52%		Low priority
161	13.36%		Very low priority
1205	Respondents		

Q36. To assist the University Centers in determining what services should be retained, reduced significantly or eliminated to balance its budget, please indicate the extent to which the following are a priority to you during the academic year? - Events held on Friday and Saturday night

Count	Percent		
293	24.32%		High priority
486	40.33%		Priority
311	25.81%		Low priority
115	9.54%		Very low priority
1205	Respondents		

Q37. To assist the University Centers in determining what services should be retained, reduced significantly or eliminated to balance its budget, please indicate the extent to which the following are a priority to you during the academic year? - No admission charges for student events

Count	Percent		
742	61.58%		High priority
330	27.39%		Priority
89	7.39%		Low priority
44	3.65%		Very low priority
1205	Respondents		

Q38. To assist the University Centers in determining what services should be retained, reduced significantly or eliminated to balance its budget, please indicate the extent to which the following are a priority to you during the academic year? - No rental fee assessed to student organizations for use of meeting rooms (e.g., Red Shoe Room, Revelle College Room)

Count	Percent		
603	50.04%		High priority
328	27.22%		Priority
191	15.85%		Low priority
83	6.89%		Very low priority
1205	Respondents		

Q39. To assist the University Centers in determining what services should be retained, reduced significantly or eliminated to balance its budget, please indicate the extent to which the following are a priority to you during the academic year? - No rental or set-up fees assessed to student organizations for use of event space (e.g., Ballrooms, Plaza)

Count	Percent		
540	44.81%		High priority
355	29.46%		Priority
217	18.01%		Low priority
93	7.72%		Very low priority
1205	Respondents		

Q40. To assist the University Centers in determining what services should be retained, reduced significantly or eliminated to balance its budget, please indicate the extent to which the following are a priority to you during the academic year? - Access to meeting rooms for student organization meetings occurring after 8 p.m.

Count	Percent		
430	35.68%		High priority
414	34.36%		Priority
275	22.82%		Low priority
86	7.14%		Very low priority
1205	Respondents		

Q41. To assist the University Centers in determining what services should be retained, reduced significantly or eliminated to balance its budget, please indicate the extent to which the following are a priority to you during the academic year? - Cleanliness of facilities including lounges and restrooms

Count	Percent		
820	68.05%		High priority
319	26.47%		Priority
51	4.23%		Low priority
15	1.24%		Very low priority
1205	Respondents		

Q42. To assist the University Centers in determining what services should be retained, reduced significantly or eliminated to balance its budget, please indicate the extent to which the following are a priority to you during the academic year? - Buildings maintained in good working order (air conditioning, functional elevators, proper lighting, properly functioning toilets and faucets)

Count	Percent		
874	72.53%		High priority
274	22.74%		Priority
40	3.32%		Low priority
17	1.41%		Very low priority
1205	Respondents		

Q43. To avoid significant cuts in building hours, programs and services in the future, the University Centers has proposed the idea of asking undergraduate and graduate/professional students to vote in spring 2013 to increase the existing University Centers fee effective fall quarter 2013. The current fee is \$76.50 per student per quarter. The fee funds the Price Center, Student Center, Crafts Center and Che Facility, excluding retail tenants and the following campus departments: UCSD Bookstore, Cross-Cultural Center, Alumni Affairs, Women's Center and LGBT Resource Center. Please rank the following four options in descending order from the one you are most willing to support to the one you are least willing to support (1 = most willing to support, 4 = least willing to support). - Option A: A fee increase of \$13 per quarter resulting in a fee of \$89.50 fee which would be increased each year by the Consumer Price Index with a maximum increase of 3% per year: - Maintain current building hours, programs and services- Address the complete backlog of deferred maintenance to the Student Center, CraftsCenter, Price Center West, and Che Facility- Return 29% of the fee increase to UCSD to help meet the financial aid needs of UCSD students- No referendum to increase the University Centers fee would be held for the next five years

Count	Percent		
492	41.52%		1
397	33.50%		2
203	17.13%		3
93	7.85%		4
1185	Respondents		



Q44. To avoid significant cuts in building hours, programs and services in the future, the University Centers has proposed the idea of asking undergraduate and graduate/professional students to vote in spring 2013 to increase the existing University Centers fee effective fall quarter 2013. The current fee is \$76.50 per student per quarter. The fee funds the Price Center, Student Center, Crafts Center and Che Facility, excluding retail tenants and the following campus departments: UCSD Bookstore, Cross-Cultural Center, Alumni Affairs, Women's Center and LGBT Resource Center. Please rank the following four options in descending order from the one you are most willing to support to the one you are least willing to support (1 = most willing to support, 4 = least willing to support). - Option B: A fee increase of \$20 per quarter resulting in a fee of \$96.50 per quarter that would: - Maintain current building hours, programs and services- Address the complete backlog of deferred maintenance to the Student Center, Crafts Center, Price Center, and Che Facility- Return 29% of the fee increase to UCSD to help meet the financial aid needs of UCSD students- No referendum to increase the University Centers fee would be held for the next five years

Count	Percent		
223	18.85%		1
227	19.19%		2
323	27.30%		3
410	34.66%		4
1183	Respondents		



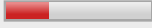



Q45. To avoid significant cuts in building hours, programs and services in the future, the University Centers has proposed the idea of asking undergraduate and graduate/professional students to vote in spring 2013 to increase the existing University Centers fee effective fall quarter 2013. The current fee is \$76.50 per student per quarter. The fee funds the Price Center, Student Center, Crafts Center and Che Facility, excluding retail tenants and the following campus departments: UCSD Bookstore, Cross-Cultural Center, Alumni Affairs, Women's Center and LGBT Resource Center. Please rank the following four options in descending order from the one you are most willing to support to the one you are least willing to support (1 = most willing to support, 4 = least willing to support). - Option C: A fee increase of \$17 per quarter resulting in a fee of \$93.50 per quarter that would: - Maintain current building hours, programs and services - Address some but not all of the backlog of deferred maintenance to the Student Center, Crafts Center, Price Center West, and Che Facility- Return 29% of the fee increase to UCSD to help meet the financial aid needs of UCSD students

Count	Percent		
150	12.70%		1
407	34.46%		2
529	44.79%		3
95	8.04%		4
1181	Respondents		




Q46. To avoid significant cuts in building hours, programs and services in the future, the University Centers has proposed the idea of asking undergraduate and graduate/professional students to vote in spring 2013 to increase the existing University Centers fee effective fall quarter 2013. The current fee is \$76.50 per student per quarter. The fee funds the Price Center, Student Center, Crafts Center and Che Facility, excluding retail tenants and the following campus departments: UCSD Bookstore, Cross-Cultural Center, Alumni Affairs, Women's Center and LGBT Resource Center. Please rank the following four options in descending order from the one you are most willing to support to the one you are least willing to support (1 = most willing to support, 4 = least willing to support). - Option D: No fee increase. Depending on results of this survey, to balance the budget the follow steps will be taken: - Building hours will be reduced- Number of events held in the Price Center and Student Center will be reduced- All event programming in the Loft will be cut- Cuts in services and reduction in hours of services- Computer labs would be closed- Student organizations will be assessed fees for use of event space- Non-retail space in buildings will be converted into retail space- Major repairs and maintenance to facilities will be postponed- Cut all funding to Crafts Center

Count	Percent		
323	27.05%		1
155	12.98%		2
125	10.47%		3
591	49.50%		4
1194	Respondents		











Q47. If you ranked option D as your first choice, what would you say were the major reasons? (Check all that apply)

Count	Respondent %	Response %		
162	50.15%	25.84%		The options for fee increases listed in the survey are too high
92	28.48%	14.67%		Don't use the University Centers facilities
189	58.51%	30.14%		Can't afford the fee increase
126	39.01%	20.10%		Willing to have facilities hours reduced, facilities closed, and services and programs being cut to avoid a fee increase
31	9.60%	4.94%		Other (please specify)
27	8.36%	4.31%		Not applicable
323	Respondents			
627	Responses			

Q48. Gender identity:

Count	Percent		
720	59.75%		Female
484	40.17%		Male
1	0.08%		Transgender
1205	Respondents		

Q49. Race/ethnic identity:

Count	Percent		
287	23.82%		White/Caucasian
9	0.75%		African American/Black
4	0.33%		American Indian/Alaska Native
593	49.21%		Asian American/Asian
13	1.08%		Native Hawaiian/Pacific Islander
103	8.55%		Mexican American/Chicano
2	0.17%		Puerto Rican
15	1.24%		Other Latino
87	7.22%		Multiracial
92	7.63%		Prefer not to state
1205	Respondents		

Q50. Class standing:

Count	Percent		
292	24.23%		Freshmen
193	16.02%		Sophomore
329	27.30%		Junior
391	32.45%		Senior
0	0.00%		Graduate/professional student
1205	Respondents		



## Q51. What college are you in?

Count	Percent		
193	16.02%		Marshall
203	16.85%		Muir
200	16.60%		Revelle
187	15.52%		Roosevelt
215	17.84%		Sixth
207	17.18%		Warren
1205	Respondents		



## Q52. Are you a transfer student?

Count	Percent		
282	23.40%		Yes
923	76.60%		No
1205	Respondents		

## Q53. Do you live in campus housing or off campus?

Count	Percent		
624	51.78%		Campus housing
581	48.22%		Off-campus housing
1205	Respondents		

## Q54. How close do you live to campus?

Count	Percent		
353	60.76%		0 to 3 miles
228	39.24%		More than 3 miles
581	Respondents		

## Q55. Do you normally vote in student elections?

Count	Percent		
302	25.06%		Always
589	48.88%		Sometimes
314	26.06%		Never
1205	Respondents		



## Q56. Do you hold a part-time job, internship, or volunteer position in the Student Center or Price Center?

Count	Percent		
109	9.05%		Yes
1096	90.95%		No
1205	Respondents		



## Q57. Please answer the following questions: - Are you employed by University Centers?

Count	Percent		
36	33.03%		Yes
73	66.97%		No
109	Respondents		

Q58. Please answer the following questions: - Are you a member of a student organization at UCSD?

Count	Percent		
86	78.90%		Yes
23	21.10%		No
109	Respondents		

Q59. Please answer the following questions: - Are you a member of an intercollegiate athletic team?

Count	Percent		
5	4.59%		Yes
104	95.41%		No
109	Respondents		